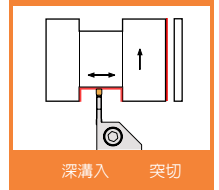
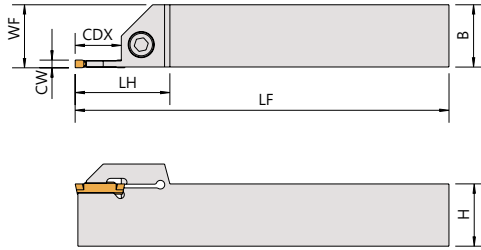


## GHDR

KENNAMETAL

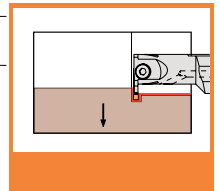
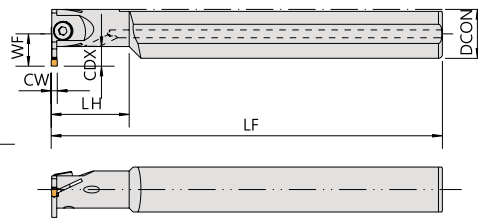
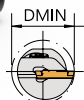


▼ Recommended Inserts 建議刀片品牌: KENNAMETAL

Order No.	Insert	Dimensions(mm)							Parts	Wrench
		柄高	柄寬	長度	工作寬度	頭長	切寬	最大切深		
Right / Left		H	B	LF	WF	LH	CW	CDX		
GHDR-1616H0314	A4G03	16	16	100	16.3	32	3	14	CSH0514	LW040
GHDR-2020K0314		20	20	125	20.3	32	3	14	CSH0616	LW050
GHDR-2525M0317		25	25	150	25.3	35	3	17	CSH0616	LW050
GHDR-2020K0414	A4G04	20	20	125	20.3	30	4	14	CSH0616	LW050
GHDR-2525M0417		25	25	150	25.3	35	4	17	CSH0616	LW050
GHDR-3225P0417		32	25	170	32.3	37	4	17	CSH0616	LW050
GHDR-2020K0519	A4G05	20	20	125	20.3	32	5	19	CSH0616	LW050
GHDR-2525M0520		25	25	150	25.3	35	5	20	CSH0616	LW050
GHDR-3225P0522		32	25	170	32.3	44	5	22	CSH0616	LW050
GHDR-2525M0620	A4G06	25	25	150	25.4	44	6	20	CSH0616	LW050
GHDR-3225P0626		32	25	170	32.4	44	6	26	CSH0616	LW050
GHDR-2525M0820	A4G08	25	25	150	25.4	46	8	20	CSH0616	LW050
GHDR-3225P0826		32	25	170	32.4	46	8	26	CSH0616	LW050

## A-GIDR

KENNAMETAL



▼ Recommended Inserts 建議刀片品牌: KENNAMETAL

Order No.	Insert	Dimensions(mm)							Parts	Wrench
		柄徑	工作寬度	長度	最小加工徑	頭長	切寬	最大切深		
Right / Left		DCON	WF	LF	DMIN	LH	CW	CDX		
A20R-GIDR307	A4G03	20	12.5	200	23	40	3	7	CSH0410	LW030
A25R-GIDR310		25	17	200	32	50	3	10	CSH0512	LW040
A32S-GIDR312		32	22	250	40	64	3	12	CSH0516	LW040
A20R-GIDR407	A4G04	20	12.5	200	25	40	4	7	CSH0410	LW030
A25R-GIDR410		25	17	200	32	50	4	10	CSH0512	LW040
A32S-GIDR412		32	22	250	40	64	4	12	CSH0516	LW040
A40T-GIDR416	A4G05	40	30	300	52	80	4	16	CSH0520	LW040
A32S-GIDR516		32	26	250	44	64	5	16	CSH0516	LW040
A40T-GIDR516		40	30	300	52	80	5	16	CSH0520	LW040
A40T-GIDR616	A4G06	40	30	300	52	80	6	16	CSH0520	LW040